

Schlüter®-FINEC

Wall corners and transitions
for decorative edge protection

2.17

Product data sheet

Application and function

Schlüter-FINEC is a high-quality finishing profile for creating external edges of tile coverings or rendered surfaces. Schlüter-FINEC protects the edge of the covering – including glass mosaics – from mechanical damage with a slim, elegant corner formation. Schlüter-FINEC is a high-quality finishing profile made of stainless steel or anodised aluminium. Schlüter-FINEC-E made of stainless steel is also suitable for use in staircases as a slim edge protection for tiles and rendered surface coatings.

Schlüter-FINEC-SQ is a high-quality finishing profile made of aluminium with an anodised or powder-coated finish. It features a square, symmetrical top flange to create a square exposed edge in a width of 4.5 mm. Suitable for wall coverings and natural stone coverings, Schlüter-FINEC-SQ is available in heights of 11 - 12.5 mm and 15 mm. The matching pre-fabricated Schlüter-QUADEC corner pieces in a height of 4.5 mm can be used to create a 3 way external corner.

Material

The profile is available in the following finishes:

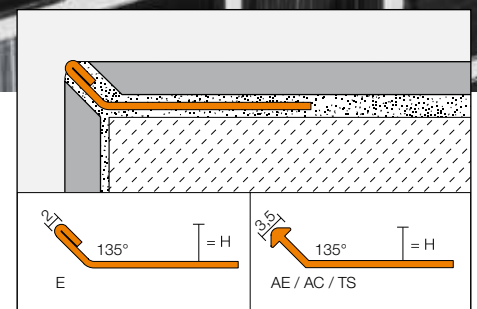
- E = stainless steel
V2A, material no. 1.4301 = AISI 304
- AE = anodised aluminium
- TS = textured finished aluminium
- AC = colour coated aluminium
- C/A = MyDesign by Schlüter-Systems



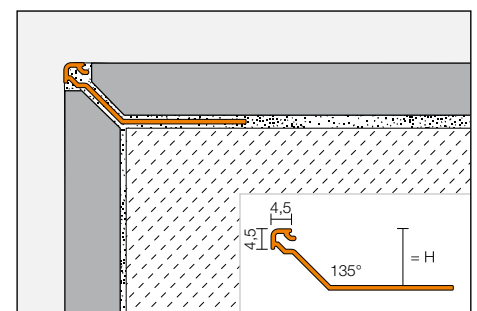
Material properties and areas of application:

Schlüter-FINEC is available in a wide variety of materials and finishes. In applications exposed to chemical or mechanical stresses, the profile's suitability must be verified. The information provided below is intended as a general guideline.

Schlüter-FINEC-E is made of roll formed V2A stainless steel (material no. 1.4301). It is particularly well suited for applications that, in addition to heavy mechanical stresses, require resistance to chemicals such as acidic or alkaline media and detergents. Stainless steel is not resistant to all chemical stresses. Substances such as hydrochloric or hydrofluoric acid or certain chloride and brine concentrations may cause damage. In



Schlüter®-FINEC



Schlüter®-FINEC-SQ



certain cases, this also applies to seawater pools. Special anticipated stresses should therefore be verified in advance.

Schlüter-FINEC-AE /-SQ-AE (anodised aluminium): The aluminium features an anodised finish that retains a uniform appearance during normal use.

Surface areas must be protected against abrasion or scratching. Aluminium is sensitive to alkaline media.

Cementitious materials, in conjunction with moisture, become alkaline, which may result in corrosion depending on the concentration and length of exposure (aluminium hydroxide formation).

Remove adhesive or grout immediately from visible areas and avoid covering freshly installed assemblies with a protective foil. In addition, ensure that the profile is solidly embedded in the setting material to prevent water from accumulating in small cavities.

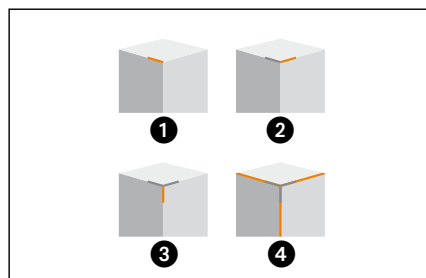
Schlüter-FINEC-AC/-FINEC-SQ-AC (colour coated aluminium): The aluminium is suitably pre-treated and then powder-coated with a polyurethane covering. The coating is colour-stable, as well as UV- and weather-resistant. Visible edges should be protected against abrasion.

The surfaces of FINEC-TS/-FINEC-SQ-TS profiles (textured finished aluminium) have a natural appearance (see FINEC-AC/-SQ-AC for further properties).

Note: Due to different manufacturing processes, slight colour discrepancies between the profiles and the corners may occur.

Installation

1. Select Schlüter-FINEC in accordance with the tile thickness (the aluminium profile with a height of $H = 2.5 \text{ mm}$ was specifically developed for edging tile to plaster/rendered finishes).

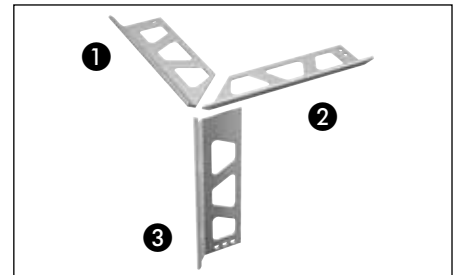


Work sequence for corner set

2. Press the trapezoid perforated anchoring leg of the profile firmly into the adhesive and align it (in the case of adjoining plaster or render place the anchoring leg on a suitable adhesive area first).
3. Trowel additional adhesive over the trapezoid perforated anchoring leg to ensure full coverage.

Corner formation with FINEC-AE/-TS/-AC/-E

4. The adjoining tiles in the area of the profile must be chamfered by 45° .
When creating 3 way external corners, always start by embedding the pre-fabricated parts of the corner set in the tile adhesive. The following work sequence must be observed:
 - 1 left corner piece (1 trapezoid perforation),
 - 2 right corner piece (2 trapezoid perforations),
 - 3 lower corner piece (3 trapezoid perforations),
 - 4 cut profiles to size and set them in place.



Example: corner set piece, right



Trapezoid perforation: corner set piece, right



Corner formation with Schlüter®-FINEC-SQ



As part of the MyDesign by Schlüter-Systems* series, Schlüter-FINEC-AC can be ordered with a coating in 190 colours of the RAL Classic chart (see FINEC-AC for further properties).

* The product advisors of our sales service and our Technical Department will be pleased to assist you with any questions you may have about MyDesign by Schlüter-Systems.



Corner formation with FINEC-SQ

- The adjoining tiles in the area of the profile must be chamfered by 45°. Use the matching corner pieces from the Schlüter-QUADEC profile series in a height of 4.5 mm to create 3 way external corners.
- Fully embed the adjoining tiles and adjust them in such a way that the upper lip of the profile is flush with the tile.

Note: The profile may slightly protrude or be recessed in the wall area to offset dimensional variations in the covering material.

- Completely fill the space between the tile and the profile with grout.
- Use suitable materials and tools for the sensitive surfaces to avoid scratches or other damage. Residue of adhesive, plaster or render should be removed immediately, especially from aluminium finishes.

Notes

Schlüter-FINEC requires no special maintenance or care. Do not use abrasive cleaning agents on the sensitive surfaces.

Damaged anodised surfaces can be restored with paint.

The surfaces of stainless steel profiles can be polished with commercial chrome-polishing products. Stainless steel surfaces exposed to the environment or aggressive substances should be cleaned periodically using a mild household cleaner. Regular cleaning maintains the neat appearance of stainless steel and reduces the risk of corrosion. All cleaning agents must be free of hydrochloric and hydrofluoric acid.

Avoid contact with other metals, such as regular steel, to prevent corrosion. This also includes installation tools such as trowels or steel wool, e.g. for the removal of mortar residue. We recommend the use of the stainless steel cleaning polish Schlüter-CLEAN-CP.

Product overview:

Schlüter®-FINEC-E

E = stainless steel

Supplied length: 2.50 m

H = mm	4.5	7	9	11	12.5
E	•	•	•	•	•
Corner set	•	•	•	•	•

Schlüter®-FINEC-AE

AE = anodised aluminium

Supplied length: 2.50 m

H = mm	2.5	4.5	7	9	11	12.5
AE	•	•	•	•	•	•
Corner set	•	•	•	•	•	•

Schlüter®-FINEC-AC

AC = colour coated aluminium

Supplied length: 2.50 m

H = mm	2.5	4.5	7	9	11	12.5
MGS	•	•	•	•	•	•
MBW	•	•	•	•	•	•
C/A	•	•	•	•	•	•
Corner set	•*	•	•	•	•	•

* MBW only

Schlüter®-FINEC-TS

TS = textured finished aluminium

Supplied length: 2.50 m

H = mm	4.5	7	9	11	12.5
TSI	•	•	•	•	•
TSC	•	•	•	•	•
TSBG	•	•	•	•	•
TSB	•	•	•	•	•
TSSG	•	•	•	•	•
TSG	•	•	•	•	•
TSOB	•	•	•	•	•
TSLA	•	•	•	•	•
TSDA	•	•	•	•	•
TSR	•	•	•	•	•
Corner set	•	•	•	•	•

Colours:

C/A = MyDesign by Schlüter-Systems*

MBW = matt brilliant white

MGS = matte graphite black

TSI = textured, natural ivory

TSC = textured, natural cream

TSBG = textured, natural beige grey

TSB = textured, natural beige

TSSG = textured, natural stone grey

TSG = textured, natural grey

TSOB = textured, natural bronze

TSLA = textured, natural light anthracite

TSDA = textured, natural dark graphite

TSR = textured, natural rustic brown

Schlüter®-FINEC-SQ-AE

AE = anodised aluminium

Supplied length: 2.50 m

H = mm	11	12.5	15
AE	•	•	•
External corners*	•	•	•

Schlüter®-FINEC-SQ-AC

AC = colour coated aluminium

Supplied length: 2.50 m

H = mm	11	12.5	15
MGS	•	•	•
MBW	•	•	•
External corners*	•	•	•

Schlüter®-FINEC-SQ-TS

TS = textured finished aluminium

Supplied length: 2.50 m

H = mm	11	12.5	15
TSI	•	•	•
TSC	•	•	•
TSBG	•	•	•
TSB	•	•	•
TSSG	•	•	•
TSG	•	•	•
TSOB	•	•	•
TSLA	•	•	•
TSDA	•	•	•
TSR	•	•	•
External corners*	•	•	•

Note for creating external corners with Schlüter-FINEC-SQ:

*Use the matching corner pieces from the Schlüter-QUADEC profile series in a height of 4.5 mm to create 3 way external corners.



Schlüter-FINEC-SQ (MGS)

* RAL colour coating

**Text template for tenders:**

_____ linear metres of Schlüter-FINEC as a finishing profile for external wall corners, for finishing tile coverings, glass mosaics or plaster/rendered finishes to be supplied and professionally installed while observing the manufacturer's instructions.

The installation of corner sets

- is to be included in the unit prices.
- invoiced separately.

Material:

- E = stainless steel 1.4301 (V2A)
- AE = anodised aluminium
- AC = colour coated aluminium
- C/A = MyDesign by Schlüter-Systems
- TS = textured finished aluminium

Profile height: _____ mm

Art.-No.: _____

Material: _____/m

Labour: _____/m

Total: _____/m

Text template for tenders:

_____ linear meters of Schlüter-FINEC-SQ as a finishing profile with a square exposed edge in a width of 4.5 mm for external wall corners and for finishing tile and natural stone coverings, to be supplied and professionally installed while observing the manufacturer's instructions.

The installation of external corners

- is to be included in the unit prices.
- invoiced separately.

Material:

- AE = anodised aluminium
- AC = colour coated aluminium
- TS = textured finished aluminium

Profile height: _____ mm

Art.-No.: _____

Material: _____/m

Labour: _____/m

Total: _____/m