


# Solutions for Tile and Stone

— OVERVIEW —




PROFILE OF INNOVATION

## Wetrooms


A guaranteed system solution:

- ✓ Faster creation of CE Marked waterproof substrates: **Schlüter®-KERDI-BOARD** and **Schlüter®-KERDI-200**.
- ✓ Linear and point drain solutions: **Schlüter®-KERDI-LINE** and **Schlüter®-KERDI-DRAIN**.
- ✓ **Schlüter®-KERDI-SHOWER**: preformed, ready-to-tile shower trays.
- ✓ **Schlüter®-DITRA 25**: uncoupling and waterproofing matting.




## Substrates

- ✓ **Schlüter®-KERDI-BOARD**: tile backerboard to create anything from simple overlays, through to shelves, partition walls and seats. Cement-free, waterproof, 100% flat and even, lightweight, dust free and impact resistant.
- ✓ **Schlüter®-BEKOTEC**: modular screed system that provides a solution for the fast-track construction of screed assemblies to support tile and stone.




## Underfloor Heating

- ✓ **Schlüter®-DITRA-HEAT-E**: combines the benefits of **Schlüter®-DITRA 25** with electric underfloor heating technology. An integrated thermal break and sound reduction of up to 13dB are provided by **Schlüter®-DITRA-HEAT-E-DUO** matting.
- ✓ **Schlüter®-BEKOTEC-THERM**: marries the benefits of **Schlüter®-BEKOTEC** with wet underfloor heating technology, for a secure and guaranteed assembly.




## Uncoupling

- ✓ **Schlüter®-DITRA 25**: provides uncoupling, CE Marked waterproofing, crack bridging, vapour management and load distribution.
- ✓ **Schlüter®-DITRA-SOUND**: provides sound reduction of 13dB, along with crack bridging and load distribution.
- ✓ **Schlüter®-DITRA-DRAIN**: provides drainage management, uncoupling, crack bridging and load distribution.



## Profiles

- ✓ Edge protection and transition profiles for floors: **Schlüter®-SCHIENE**, **-DECO** and **-RENO**.
- ✓ Edge profiles for walls: **Schlüter®-JOLLY**, **-RONDEC**, **-QUADEC**, **-ECK** and **-FINEC**.
- ✓ **Schlüter®-DILEX**: movement and expansion joints.
- ✓ **Schlüter®-TREP**: stair nosings and step treads.
- ✓ **Schlüter®-LIPROTEC**: illuminated profiles and control system.
- ✓ **Schlüter®-DESIGNBASE**: decorative skirting profiles.



## Balconies and Terraces

A guaranteed system solution:

- ✓ **Schlüter®-DITRA-DRAIN**: uncoupling and drainage matting.
- ✓ **Schlüter®-TROBA**: separation and drainage layer.
- ✓ **Schlüter®-DILEX**: movement and expansion joints.
- ✓ **Schlüter®-BARA**: edge profile with a drip edge.
- ✓ **Schlüter®-BARIN**: gutter system.
- ✓ **Schlüter®-TROBA-LEVEL**: pedestal system for support of loose-lay pavers.

