

Schlüter®-Systems

Supplementary Price List Autumn 2024

Export · Effective 1st October 2024



2024



Schlüter®-BEKOTEC-EN-FI

The quiet type with insulation

Technical system details

System height (incl. DITRA)	66–83 mm
Studded screed panel height	53 mm
Screed coverage	8 – 25 mm
Pipe diameter	14 x 2 mm 16 x 2 mm
Pipe installation spacing	75 150 225 300 mm
Heating pipe requirements	13.33 6.66 4.44 3.33 m/m ²
Max. heat output (VT 40 °C / RT 20 °C)*	14 mm: 130 90 50 40 W/m ² 16 mm: 140 100 60 40 W/m ²
Min. weight per unit area	58 kg/m ²
Min. screed volume	28.5 l/m ²
Max. traffic load	up to 5 kN/m ²

* VT = supply temperature / RT = room temperature

Technical details on the studded screed panel


Working area	120 x 90 cm = 1.08 m ²
Notes about insulation	integrated thermal and sound insulation DES 039 / U value 1.30 W/m ² K / CP2

Note:

The uncoupling mat Schlüter-DITRA must be adhered to the screed prior to the installation of ceramic tiles or natural stone on the screed. The mat can be installed as soon as the screed is ready to bear weight (gypsum screeds: < 2 % residual moisture). Please observe the instructions of our product data sheets 6.1 and 9.8. Further information can be found in our Technical Manual.

Studded screed panel

Schlüter®-BEKOTEC-EN-FI



Schlüter-BEKOTEC-EN-FI is a studded screed panel made of high impact polystyrene with a 30 mm thermal and sound insulation layer made of EPS, designed for the attachment of Schlüter heating pipes (Ø 14/16 mm). The cut back studs hold the heating pipe in a defined pattern (75 mm grid). The BEKOTEC panels are connected by overlapping a row of studs and clicking the panels together. A minimum coverage of 8 mm (max. 25 mm), using a commercial cement or gypsum screed (compressive strength C20–C35 / flexural strength F4 max. F5) and the BEKOTEC-THERM-HR heating pipes make sure that system coverings made of ceramic tile and natural stone remain permanently crack-free. Please refer to our Technical Manual for coverings and installations made of alternative materials.

Schlüter®-BEKOTEC-EN 23 FI 30



studded screed panel with 30 mm thermal and sound insulation

Art. No.	€ / m ²	P (Unit)
EN 23 FI 30	29.95	16

1 panel (1.08 m²) = smallest delivery unit

Edging strip:

The edging strips BRS 810 / BRSK 810 / BRS 808 KF or BRS 808 KSF must be used with the studded screed panels EN 23 FI 30 (see Illustrated Price List BT 24, page 34).

Heating pipe

Schlüter®-BEKOTEC-THERM-HR



Schlüter-BEKOTEC-THERM-HR is a 5-ply bonded heating pipe made of a high-quality polymer material (PE-RT) with an oxygen diffusion barrier in the centre. The highly flexible heating pipe, which complies with DIN 16833, is optimised for installation in BEKOTEC system panels. Its oxygen tightness is certified according to DIN 4726, and the product is subject to continuous quality monitoring.

Schlüter®-BEKOTEC-THERM-HR

heating pipe 14 x 2 mm for EN 23 FI 30

L (m)	Art. No.	€ / m	P (Roll)
70	BTHR 14 RT 70	2.03	7
120	BTHR 14 RT 120	2.03	7
200	BTHR 14 RT 200	2.01	7
600	BTHR 14 RT 600	2.01	4

Schlüter®-BEKOTEC-THERM-HR

heating pipe 16 x 2 mm for EN 23 FI 30

L (m)	Art. No.	€ / m	P (Roll)
70	BTHR 16 RT 70	2.07	7
120	BTHR 16 RT 120	2.07	7
200	BTHR 16 RT 200	2.05	7
600	BTHR 16 RT 600	2.05	4

Levelling panel

Schlüter®-BEKOTEC-ENFGI



The levelling panel Schlüter-BEKOTEC-ENFGI with thermal and sound insulation is installed in front of heating circuit distributors to simplify the heating pipe installation in the distributor cabinet.

Schlüter®-BEKOTEC-ENFGI 30



levelling panel with 30 mm thermal and sound insulation for EN 23 FI 30

Art. No.	€ / U.	P (Unit)
ENFGI 30	34.95	10

Working area: 120 x 90 cm = 1.08 m²



Schlüter®-DITRA-PS

New Peel & Stick – saves time and tile adhesive


Simple, easy and quick to install: The new DITRA-PS with Peel & Stick anchoring fleece can be directly installed on suitable substrates. That not only saves time, but also cuts down on materials because there is no need to apply tile adhesive. Of course, DITRA-PS uncouples the substrate as reliably as our classic DITRA.

- ✓ Peel & Stick anchoring fleece
- ✓ Easy to reposition during installation
- ✓ Saves time and material

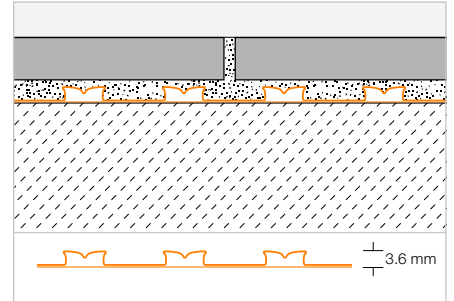


Peel & Stick bonded uncoupling

Schlüter®-DITRA-PS



Schlüter-DITRA-PS is a polypropylene membrane with square, dovetailed Easyfill recesses and a covered pressure sensitive adhesive laminated to the underside. The membrane is watertight. After peeling off the release film, DITRA-PS can be installed on suitable substrates without the use of tile adhesive it acts as an uncoupling and vapour pressure equalisation layer. (Product data sheet 6.7)



Schlüter®-DITRA-PS



Peel & Stick polypropylene mats

L x B = m ²	Art. No.	€ / m ²	PL (Unit)
0.735 x 0.985 = 072	D PS MA	29.00	14



Schlüter®-DITRA-PS



Peel & Stick polypropylene rolls

L x B = m ²	Art. No.	€ / m ²	PL (Roll)
25.4 x 0.985 = 25	D PS 25 M	24.00	6





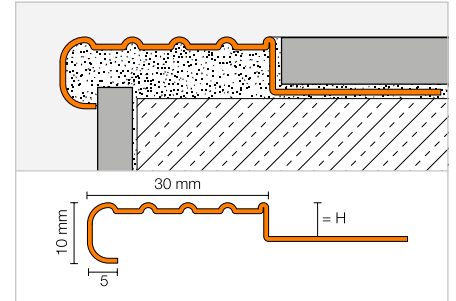
Stair nosing profile

Schlüter®-TREP-E



Schlüter-TREP-E is a stainless steel stair nosing profile with an anti-slip surface.
(Product data sheet 3.3)

i
TREP-E in V2A now also available in heights of 9 mm, 10 mm and 22 mm!



Schlüter®-TREP-E

stainless steel V2A, R 10 V 6

H (mm)	L = 2.50 m Art. No.	€ / m	KV (Unit)
2	TE 20	18.59	60
3	TE 30	18.81	60
5	TE 50	19.19	60
8	TE 80	19.75	60
9	TE 90	19.95	60
10	TE 100	20.15	60
11	TE 110	20.37	60
13	TE 130	20.86	60
16	TE 160	21.37	60
22	TE 220	22.60	60
25	TE 250	23.18	60

Schlüter®-TREP-E

stainless steel V2A, R 10 V 6

H (mm)	L = 1.50 m Art. No.	€ / m	KV (Unit)
2	TE 20/150	18.59	60
3	TE 30/150	18.81	60
5	TE 50/150	19.19	60
8	TE 80/150	19.75	60
9	TE 90/150	19.95	60
10	TE 100/150	20.15	60
11	TE 110/150	20.37	60
13	TE 130/150	20.86	60
16	TE 160/150	21.37	60
22	TE 220/150	22.60	60
25	TE 250/150	23.18	60

Schlüter®-TREP-E

stainless steel V2A, R 10 V 6

H (mm)	L = 1.00 m Art. No.	€ / m	KV (Unit)
2	TE 20/100	19.58	60
3	TE 30/100	19.75	60
5	TE 50/100	20.14	60
8	TE 80/100	20.73	60
9	TE 90/100	20.95	60
10	TE 100/100	21.15	60
11	TE 110/100	21.37	60
13	TE 130/100	21.82	60
16	TE 160/100	22.42	60
22	TE 220/100	23.60	60
25	TE 250/100	24.17	60

Schlüter®-TREP-E V4A

stainless steel V4A, R 10 V 6

H (mm)	L = 2.50 m Art. No.	€ / m	KV (Unit)
8	TE 80/V4A	21.74	60
11	TE 110/V4A	22.39	60
13	TE 130/V4A	22.96	60
16	TE 160/V4A	23.47	60

Schlüter®-TREP-E V4A

stainless steel V4A, R 10 V 6

H (mm)	L = 1.50 m Art. No.	€ / m	KV (Unit)
8	TE 80/150/V4A	21.74	60
11	TE 110/150/V4A	22.39	60
13	TE 130/150/V4A	22.96	60
16	TE 160/150/V4A	23.47	60

Schlüter®-TREP-E V4A

stainless steel V4A, R 10 V 6

H (mm)	L = 1.00 m Art. No.	€ / m	KV (Unit)
8	TE 80/100/V4A	22.82	60
11	TE 110/100/V4A	23.47	60
13	TE 130/100/V4A	23.90	60
16	TE 160/100/V4A	24.67	60

End cap

Schlüter®-TREP-E V4A/EK

end cap, stainless steel V4A

Art. No.	€ / U.	P (Unit)
E / TE	2.62	50



TREP-E V4A/EK

Can also be used with V2A profiles.

Note:

R 10 V 6 = Slip resistance class according to DIN 51 130
For 3 metre length, add "/300" to art. no. (e.g. TE 80/300).

General Terms and Conditions



Exclusively subject to our General Terms and Conditions, which can be downloaded in the latest version from schlueter-systems.com/agb or which we will gladly send to you upon request.

Key

Innovations



New product

Properties



Peel & Stick self-adhesive



Easycut gridlines



Easyfill design

Packaging units

PL = euro pallet

KV = case packaging

BV = bundle

All profiles are packaged in bundles of 10, unless specifically noted otherwise.

P = box packaging

R = roll

Unit = units

Dimensions

H = height


L = length

B = width

T = depth

For technical reasons, 3 m lengths cannot be shipped by express delivery.

Technical developments may lead to changes from the images, drawings and descriptions.



schlueter-systems.com



Subject to the General Terms and Conditions of Schlüter-Systems KG.

Errors, changes, and printing mistakes as well as changes necessary in the interest of product innovation or shipping reserved. For reasons of printing, colours shown in this price list may differ from actual product colours.



P R O F I L E O F I N N O V A T I O N

Schlüter-Systems KG · Schmölestraße 7 · D-58640 Iserlohn
Tel.: +49 2371 971-0 · Fax: +49 2371 971-1111 · info@schlueter.de · schlueter-systems.com