

Further information

Price list | Brochures | Homepage | YouTube



schluter.co.uk



Schlüter-Systems KG · Schmölestraße 7 · D-58640 Iserlohn
Tel.: +49 2371 971-1261 · Fax: +49 2371 971-1112 · schluter-systems.com

Schlüter-Systems Ltd · Units 3-6 Bardon 22 Industrial Estate
Bardon Hill · Coalville · Leicestershire · LE67 1TE
Tel.: +44 1530 813396 · Fax: +44 1530 813376
sales@schluter.co.uk · schluter.co.uk

Art.-No. 551 119 – edition 05/23

Easy installation

1. The area to be waterproofed must be clean, even, rigid and load bearing. Cut Schlüter-KERDI-200 to the appropriate size using scissors or a utility knife. KERDI-200 features imprinted gridlines on one side for easier cutting.
2. To adhere KERDI-200, use a cementitious tile adhesive that is suitable for the substrate. Apply the adhesive, completely covering the appropriate width using a 4 x 4 mm notched trowel.
3. Set the Schlüter-KERDI-200 membranes into place with a minimum 5 cm overlap. The mats can also be installed abutting one another. Then, cover the joints with the 12.5 cm wide Schlüter-KERDI-KEBA. KERDI-KEBA is also suitable for special connections in corner areas. The overlapping joints or sealing tapes are adhered with Schlüter-KERDI-COLL-L.



4. For internal and external corners, adhere the pre-cut Schlüter-KERDI-KERECK-F corner sections. For pipes, use the Schlüter-KERDI-KM or -KERDI-MV pipe collar.
5. Once KERDI-200 has been fully adhered into place, begin installing the tiles directly on top of KERDI-200 using a suitable cementitious tile adhesive. No waiting period is required.



Reliable waterproofing for your bathroom

Schlüter®-KERDI



Are tiles waterproof?

With Schlüter-KERDI in all applications

Many believe that tile coverings are waterproof. This is only partly true, since moisture can penetrate through the joints to the substrate. The consequence: moisture damage in the installation.

That is, if you haven't used the waterproofing membrane, Schlüter-KERDI-200. There is a good reason why standard construction regulations call for waterproofing in high moisture areas such as washrooms and showers. For surface coverings made of ceramic tile, a so-called bonded waterproof membrane is recommended. Ceramic tile, in conjunction with the appropriate waterproof material, form the waterproofing.

KERDI is such a bonded waterproofing membrane. It is easy to install, reliable, and durable. Don't give moisture a chance!

Bonded waterproofing you can count on

Schlüter-KERDI-200 is a waterproofing membrane that is integrated into the tile assembly. KERDI is a complete product system with sealing bands, corners, and pipe collars. The sealing adhesive Schlüter-KERDI-COLL-L for abutting joints and connections completes the waterproofing system from a single source. While the floor drain systems Schlüter-KERDI-DRAIN or Schlüter-KERDI-LINE provide proper drainage, the modular Schlüter-KERDI-SHOWER system is designed for installing floor-level showers.

- ✓ Quick, dependable and easy to install
- ✓ Quick and easy to cut
- ✓ Bonded waterproofing according to DIN 18534
- ✓ Comprehensive, fully matching assortment




All from a single source

The KERDI accessories assortment



Schlüter®-KERDI-TS




Schlüter®-KERDI-KEBA




Schlüter®-KERDI-COLL-L




Schlüter®-KERDI-FIX



Schlüter®-KERDI-KERECK



Schlüter®-KERDI-DRAIN



Schlüter®-KERDI-LINE



Schlüter®-KERDI-PAS



Schlüter®-KERDI-MV



Schlüter®-KERDI-SHOWER

