

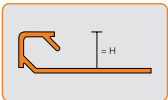
# Square edge protection tile trims for walls & corners

Schlüter®-QUADEC



This is an interactive selector tool, designed to take the complexity out of picking the perfect tile trim for your project, please click on the options below to select your choice of tile trim, size and finish.

## 1. Choose your tile trim height

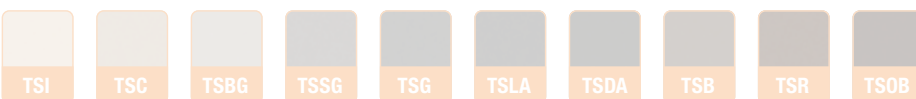


## 2. Choose your tile trim finish

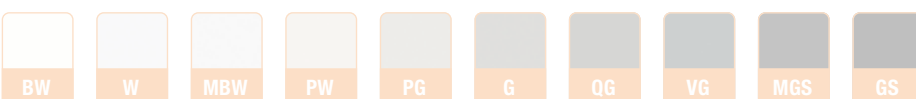
### METALLIC FINISH



### TEXTURE COLOUR COATED FINISHES



### COLOUR COATED FINISHES



**Please Note:** Colours shown in this document may differ from actual product colours. To request a sample of your chosen tile trim please contact Customer Service at [sales@schluter.co.uk](mailto:sales@schluter.co.uk) or call **+44 (0) 1530 813 396**.

## Product information