


# Capillary interruption in door threshold areas

**Schlüter®-KERDI-CID**

Working aid



The guidelines for waterproofing interior spaces specify that adjoining rooms without waterproofing must be protected against water exposure from wetrooms, including in door threshold areas. Schlüter-KERDI-CID sets offer the necessary capillary interruption for threshold areas in different door opening configurations.

Advantages:

- ✓ reliable function within the system
- ✓ proven stainless steel edge
- ✓ complies with standard DIN 18534
- ✓ sets include prefabricated components



## Showers close to doors?

The new edition of the waterproofing standard 18534 published in 2017 led to a greater focus on “door thresholds” and waterproofing practices in bathroom door areas. All other guidelines for waterproofing in bathrooms only offer inadequate statements or solutions for avoiding water spillage from a bathroom.

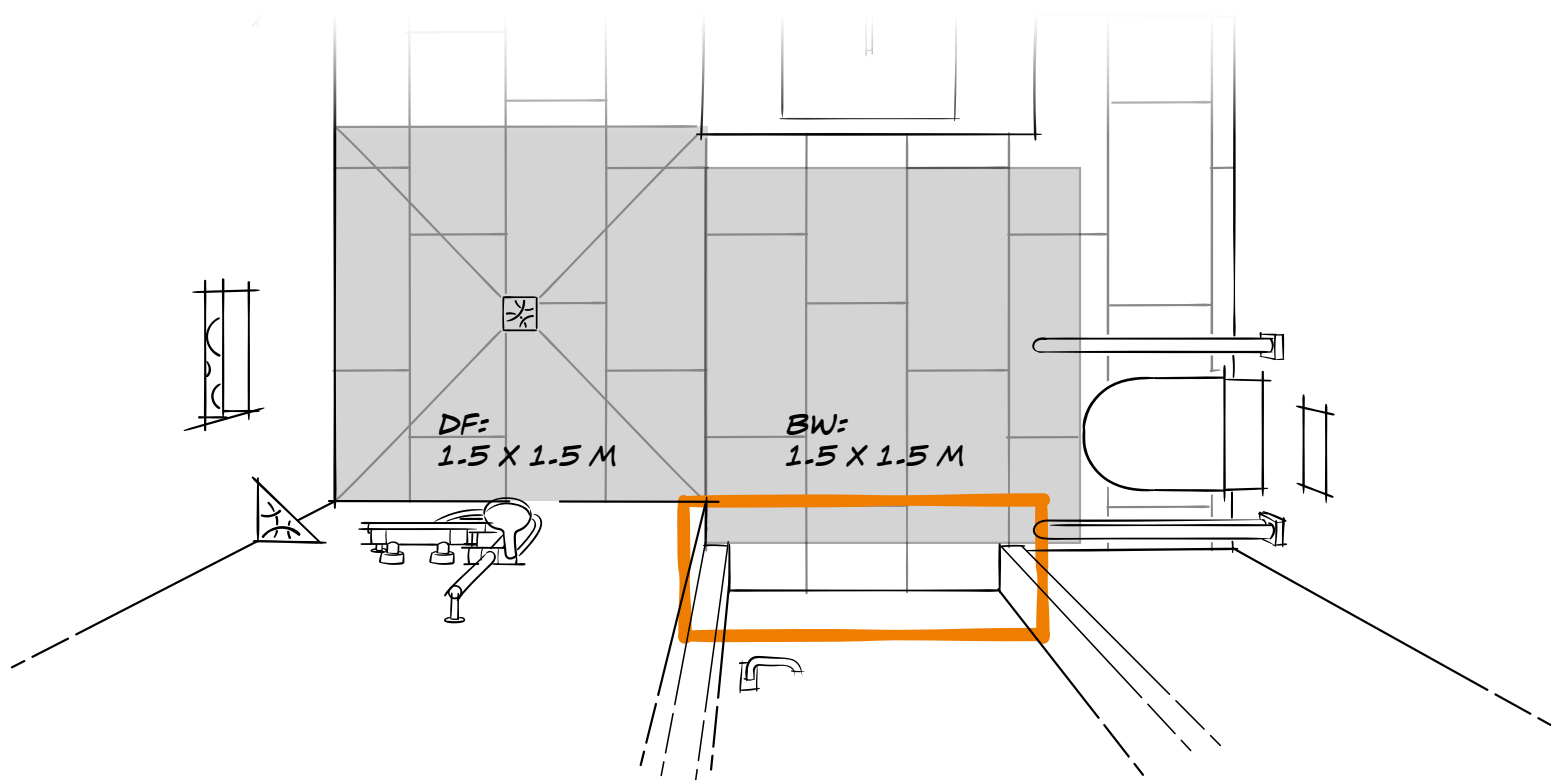
The requirements for waterproofing indoor spaces essentially specify that adjoining structural components and interior spaces must be protected against water used in wetrooms. That includes protection for floor and wall structures as well as their assemblies and transitions to interior spaces without waterproofing. If increased water exposure is expected due to spray, a floor height difference of at least 1 cm is required for transitions in the door threshold area. Larger water exposure may be present, for example, if the shower area is positioned

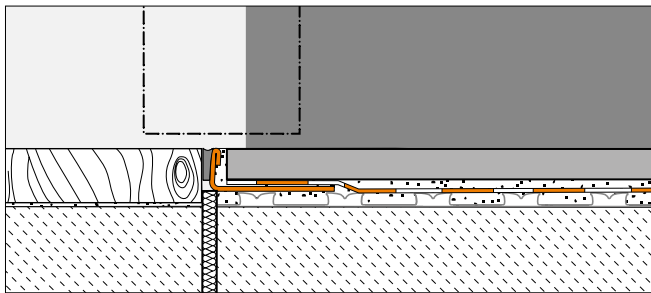
near the door without adequate protection measures because of the available space (see drawing on the right). Building planners face the challenge of finding an effective solution that accommodates the relevant water exposure categories.

Moreover, the design must take into account that bottom-hinged doors or raised thresholds are no longer permissible in residential spaces according to the accessible building requirements of DIN 18040-2. That means designers must resort to prioritising the protection of other spaces.

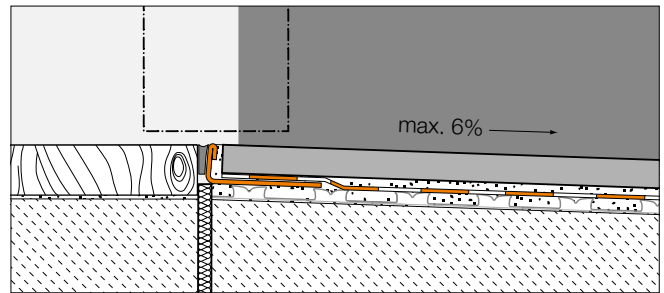


Note: drawing is for illustration only. Door opening into the adjoining space (set 2)





The aim is to build an accessible solution according to DIN as a capillary interruption with a tile covering at the same level (zero threshold).



To protect adjoining spaces against any anticipated larger water exposure, tiles may be installed at a slope in the area of the door casing to create a height difference.

No matter which solution the designer favours, the Schlüter-KERDI-CID waterproofing system creates a capillary break in the floor area to prevent the spread of water below the tile covering. For heavily used wet areas, it is also possible to create a height transition and to install

tiles at a slope to prevent water from spreading on the top covering. This design option results in a manageable, “ramp-like” height difference to adjoining coverings. The slope should not exceed 6%.

Schlüter-Systems offers specific sets for building door threshold areas that match the corresponding door opening arrangement. The respective sets include a Schlüter-SCHIENE profile with pre-adhered KERDI-KEBA sealing tape. The profile in a length of 1.15 m can be individually cut to the corresponding door opening dimensions.

The sets also comprise matching prefabricated KERDI-KERECK pieces for the door opening arrangement. The individual components are adhered with the two-component sealing adhesive KERDI-COLL (not included in the set).



Schlüter-KERDI-CID sets comply with the requirements of DIN 18534 and have a general technical approval (abP) in Germany.



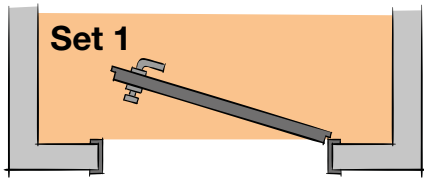
*Version dated: April 2023*

For further information, please refer to the illustrated Schlüter price list in the “Bonded waterproofing” section and our product data sheet 8.11.



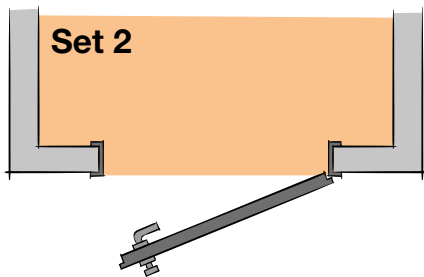
## Schlüter®-KERDI-CID set 1

for doors opening into the bathroom



## Schlüter®-KERDI-CID set 2

for doors opening into adjoining spaces





P R O F I L E   O F   I N N O V A T I O N

**Schlüter-Systems KG** · Schmölestraße 7 · D-58640 Iserlohn  
Tel.: +49 2371 971-0 · Fax: +49 2371 971-1111 · [info@schlueter.de](mailto:info@schlueter.de) · [schlueter-systems.com](http://schlueter-systems.com)