

## Schlüter®-LIPROTEC-LL

Illuminated profile technology

Light line

# 15.5

Product data sheet

### Application and function

**Schlüter-LIPROTEC-LL** is a high-quality support profile made of anodised aluminium for the attachment of various LED strips Schlüter-LIPROTEC-ES. The profile is designed to create accent lighting in wall coverings in the form of a straight light line. Schlüter-LIPROTEC-LL is particularly well suited to highlight niches or shelf structures and elements. The placement of the profile creates direct or indirect lighting effects.

For illumination, the selected LED strip Schlüter-LIPROTEC-ES is adhered within the U-shaped profile and covered with the corresponding diffuser lens. All profiles of the Schlüter-LIPROTEC series allow for the replacement of diffuser lenses and luminaires, including after installation.

Matching end caps are available as accessories.

Schlüter-KERDI-BOARD-K installation modules with pre-cut grooves for profile attachment and Schlüter-LIPROTEC-ZKK cable ducts are available for easy installation.

**Note: Schlüter-LIPROTEC-LLP** is a pre-assembled LED module made from a flexible, encapsulated LED strip with homogeneous light distribution and the attachment profile Schlüter-LIPROTEC-LL (see product data sheet 15.8 Schlüter-LIPROTEC modules).

### Material


Schlüter®-LIPROTEC-LL is available in the following material versions:

Profile:

AE = anodised aluminium

Diffuser lens:

PMMA = polymethyl methacrylate



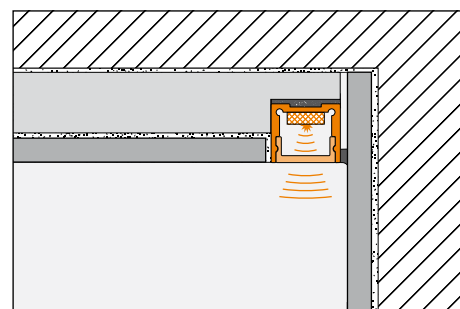
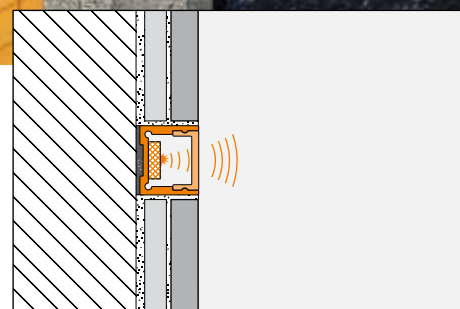
### Material properties and areas of application:

In special cases, the suitability of the profile must be verified based on the anticipated chemical and mechanical stresses.

The information provided below is intended as a general guideline.

Schlüter-LIPROTEC-LL (anodised aluminium): The aluminium features an anodised finish that retains a uniform appearance during normal use. Damaged anodised surfaces can be restored with paint. Visible surfaces should be protected against abrasion.

Aluminium is sensitive to alkaline media. Cementitious materials, in conjunction with moisture, become alkaline. Depending on the concentration and duration of exposure, this may result in corrosion (aluminium hydroxide formation).





For this reason, remove mortar or grouting material immediately from all visible areas and do not cover freshly installed coverings with polythene or similar.

Schlüter-LIPROTEC diffuser lenses consist of a lightly structured, translucent thermo-plastic PMMA material (polymethyl methacrylate). Alcohol (e.g. rubbing alcohol) or detergents with surfactant content over 5% may cause damage to the diffuser lens.

**Note:**

The profiles with their diffuser lenses must be positioned in such a way that no water can accumulate within the profile.

**Installation****Note:**

Please observe the installation instructions for Schlüter-LIPROTEC for the attachment of the lighting components and for the layout and positioning of wiring.

1. Install the tile covering to the height at which Schlüter-LIPROTEC-LL is to be installed as a light line.
2. Drill a cable conduit through the profile and deburr the opening.
3. Adhere Schlüter-LIPROTEC-LL with the installation adhesive Schlüter-KERDI-FIX or an equivalent product. Apply a line of adhesive on the reverse face outer surface of the profile and set it in place. Remove all substances, lubricants etc. that may weaken the bond from the adhesive areas prior to applying the sealant.
4. Remove any excess adhesive that is squeezed out underneath the profile with a suitable detergent.
5. Now install the next adjoining row of tiles.
6. Leave a joint of approximately 1.5 mm to the profile. Completely fill the space between the tile and the profile with grout.
7. Use suitable materials and tools for the sensitive surfaces to avoid scratches or other damage. Residue of mortar and tile adhesive should be removed immediately.
8. Corner formations must be created with mitre cuts.

**Note**

Schlüter-LIPROTEC-LL requires no special maintenance or care. Do not use abrasive cleaning agents on the sensitive surfaces. Damaged anodised surfaces can be restored with paint. All cleaning agents must be free of hydrochloric and hydrofluoric acid. Alcohol (e.g. rubbing alcohol) or detergents with surfactant content over 5 % may cause damage to the diffuser lens.

Because of minor heat development of the LED strips used in the profile, the expansion of the profile and the utilised diffuser lens may differ.

**Product overview:****Schlüter®-LIPROTEC-LL**

AE = Anodised aluminium

Supplied lengths: 2.50 m

	AE
Profile	•
End cap WSI/EK	•

**Diffuser lenses**

PMMA = Polymethyl methacrylate

Transmission level of diffuser lens:

Schlüter®-LIPROTEC-WSI = 43%

Supplied lengths: 2,50 m

	Diffuser lens
LIPROTEC-WSI	•

**Text template for tenders:**

\_\_\_\_\_ linear meters of Schlüter-LIPROTEC-LL as a support profile to create accent lighting in wall coverings for the attachment of various LED strips Schlüter-LIPROTEC-ES and the diffuser lenses Schlüter-LIPROTECWSI (43%) for direct/indirect lighting, to be supplied and professionally installed.

The cable connection to the individual profiles

■ is to be included in the unit prices

■ is to be invoiced separately

Matching end caps for the profile

■ are to be included in the unit prices

■ are to be invoiced separately

The installation instructions of the manufacturer must be observed.

Material of attachment profiles:

AE = Anodised aluminium

Material of diffuser lens:

PMMA = Polymethyl methacrylate

Art. no: \_\_\_\_\_

Material: \_\_\_\_\_ ... /m

Labour: \_\_\_\_\_ ... /m

Total price: \_\_\_\_\_ ... /m