

Schlüter®-DILEX-AKWS

Movement joint profile
for areas subjected to mechanical stresses

4.18

Product data sheet



Application and Function


Schlüter®-DILEX-AKWS is a maintenance-free movement joint profile for tile and natural stone surfaces subject to moderate mechanical stresses.

Schlüter®-DILEX-AKWS offers secure edge protection for surfaces exposed to foot traffic or light vehicular traffic. The lateral anchoring legs, which feature trapezoid-shaped perforations, are connected by a 6 mm wide, soft plastic movement zone. The side sections of the profile provide effective edge protection for the surface covering. The relatively small width of the movement zone only allows for absorbing minor movements. This must be taken into account depending on project requirements.

Schlüter®-DILEX-AKWS profiles interrupt the transmission of sound within the surface covering and reduce the transmission of impact and airborne sound.

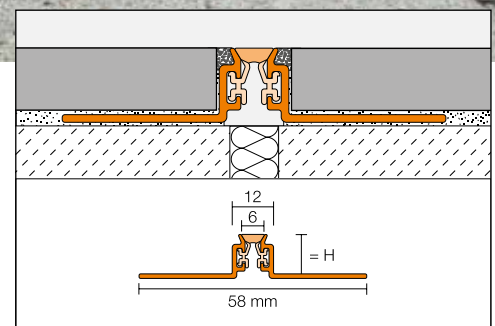
Material

Schlüter®-DILEX-AKWS consists of two aluminium side sections with trapezoid-perforated anchoring legs, and a centre movement zone made of soft plastic with clamps made of hard plastic.



Material properties and areas of application

The suitability of a proposed type of profile must be verified based on the anticipated chemical, mechanical and/or other stresses. The side sections with anchoring legs are made of aluminium, which is sensitive to alkaline substances. Cementitious materials, in conjunction with moisture, become alkaline. Exposure of the profile to the alkali (depending on the concentration and duration of exposure) may result in corrosion (aluminium hydroxide formation). In addition, ensure that the profile is solidly embedded in the setting material and that all cavities are filled to prevent the collection of alkaline water.





Installation

1. Select Schlüter®-DILEX-AKWS according to tile thickness.
2. Using a notched trowel, apply tile adhesive to the area where the profile will be placed.
3. Press the perforated anchoring legs of Schlüter®-DILEX-AKWS into the adhesive bed and align. The profile must align directly with expansion and movement joints in the substrate below.
4. Completely cover the perforated anchoring leg with tile adhesive. Apply tile adhesive to the vertical section of the profile leg at an angle.
5. Firmly press the adjoining tiles into place and adjust them in such a way that the upper lip of the profile is flush with the tile.
Note: The profile should not be higher than the tile, but rather flush or up to approx. 1 mm lower. Always set the uncut section of a tile against the profile and ensure solid coverage at the profile area.
6. The tile is set to the side of the profile, which assures a uniform joint space of 1.5 mm.
7. Fill the joint between the profile and the tile completely with grout.

Maintenance

Schlüter®-DILEX-AKWS is resistant to fungus and bacteria and requires no special maintenance or care. The profiles are cleaned together with the tiles, using a conventional household detergent.

Text template for tenders:







_____linear metres of Schlüter®-DILEX-AKWS, as a movement joint profile with trapezoid-perforated anchoring legs and a profile chamber containing a 6 mm wide plastic movement zone.

... to be supplied and professionally installed while observing the manufacturer's instructions.

Profile height
(depending on tile thickness): _____ mm
Art.-No.: _____
Material: _____/m
Labour: _____/m
Total: _____/m



Application areas depending on local traffic load

-  **Foot traffic**
Total weight —
-  **Shopping carts**
Total weight max. 0.4 t
-  **Cars**
Total weight max. 3.5 t
-  **Trucks**
Total weight max. 40 t
-  **Forklifts**
Pneumatic tyres
Total weight max. 5 t
Solid rubber tyres
Total weight max. 2.5 t
-  **Pallet trucks**
Hard rubber tyres
Total weight max. 2.5 t
(Pallet trucks must have tandem axles)

- Suitable
- Unsuitable

Product Overview

Schlüter®-DILEX-AKWS

Colours: G = grey, HB = light beige, PG = pastel grey, GS = black

Length supplied: 2.50 m

Colours	G	HB	PG	GS
H = 8 mm	●	●	●	●
H = 9 mm	●	●	●	●
H = 10 mm	●	●	●	●
H = 11 mm	●	●	●	●
H = 12.5 mm	●	●	●	●
H = 14 mm	●	●	●	●
H = 16 mm	●	●	●	●
H = 21 mm	●	●	●	●